



Grade 1 Weekly Plan

Mar 10-14

SPECIAL ANNOUNCEMENTS

No School:
March 10th (Teachers' Non-Instructional Day)

Ramadan hours will begin Monday March 11th specific hours will be emailed soon.

Online Resources:

 **Seesaw:** <https://web.seesaw.me/>

 Raz-Kids

<https://www.kidsa-z.com/main/Login/teacherUsername/>

 <https://ca.ixl.com/signin/hayatuni>



www.education.com/games/play (optional)

 <https://wow.boomlearning.com/> (optional)






















Assessments

View Resource section to identify the skills that will be on the assessments
All assessments will be on Thursday unless otherwise noted.

Thursday, March 14th-Math assessment

Thursday, March 14th- Sight word List 4B assessment

Subject	Learning Objective	Resources
<p>Phonics</p>	<p>The students will view and practice sound cards. Assessments will be over any sounds learned. Please view below.</p> <p>Please click on the Sound Card Video and practice with your child daily for the length of the video (6 minutes)</p> <p>Jolly Phonics Book 2 Review all basic alphabet sounds plus: y as /ee/ & short vowels (example: happy, daisy), Short vowels, /ck/ & double letters Long vowels and magic e, ay/oy, ea as ee, b,d, y and igh as ie, ow as oa and ou, ir, ur, as er and ew as ue</p> <p>Current: Review long & short vowels, digraphs and diphthongs</p> <p>Upcoming: Jolly Phonics Book 3 will begin March 24th</p>	<p>Sound Card Video</p> <p>Jolly Phonics Book 1</p> <p>Jolly Phonics book 2</p> <p>Jolly Phonics book 3 (current)</p> <p>March Jolly Phonics Pacing Calendar</p> <p>April Jolly Phonics Pacing Calendar</p> <p>NEW!!!! Florida Educational Resources</p>
<p>Reading</p>	<p>Read Aloud Options Teacher's choice Focus on starting guided reading groups</p> <p>Continue Reading Strategy Animals Continue comprehension and retell practice</p>	<p>New! RazKids Decodable</p> <p>NEW!!!! Sight word Slides</p> <p>Reading Strategies Animals</p>

	<p>Vocabulary: "Good Readers", concepts of print, front cover, back cover, spine, words, spaces, sentences</p> <p><u>Sight words List 4B</u></p>	<p>Characters & Setting</p> <p>Problem & Solution</p> <p>Sight words List 4A &4B</p>										
<p>Writing</p>	<p>Students will review Grammar in order to prepare for narrative writing.</p> <p>Ongoing: 5 Star Writing</p> <p style="text-align: center;">5 Star Writing</p> <table border="1" style="margin-left: auto; margin-right: auto;"> <tr> <td style="text-align: center;"></td> <td>Capital letter to start my sentence. → I see a dog.</td> </tr> <tr> <td style="text-align: center;"></td> <td>Punctuation to end my sentence. Where is the dog? ↘</td> </tr> <tr> <td style="text-align: center;"></td> <td>Use finger spaces. The dog is brown.</td> </tr> <tr> <td style="text-align: center;"></td> <td>Use neat handwriting & phonemic spelling. K k </td> </tr> <tr> <td style="text-align: center;"></td> <td>My sentence makes sense. </td> </tr> </table>		Capital letter to start my sentence. → I see a dog.		Punctuation to end my sentence. Where is the dog? ↘		Use finger spaces. The dog is brown.		Use neat handwriting & phonemic spelling. K k 		My sentence makes sense. 	<p>Grammar Book</p> <p>Nouns Video</p> <p>Verbs Video</p> <p>Adjectives</p> <p>The Sentence Song</p>
	Capital letter to start my sentence. → I see a dog.											
	Punctuation to end my sentence. Where is the dog? ↘											
	Use finger spaces. The dog is brown.											
	Use neat handwriting & phonemic spelling. K k 											
	My sentence makes sense. 											
<p>Math</p>	<p>Students will subtract within 10 and 20 using pictures, number lines, doubles facts, and word problems.</p> <p>Vocabulary words: Friends of 10, Number ID, Counting, ones, tens, patterns, counting on, counting backwards, "how many?", more, less, place value, tens, ones</p> <p>Number sense: Identifying, writing & counting numbers within 20, writing number names to 20. Learning place value. Groups of ten.</p>	<ul style="list-style-type: none"> • Counting to 100 • Numbers in the teens • Friends of 10 • Counting Backwards from 20 • Patterns Video • Jump math Book 1.1 										
<p>Socials/ Science</p>	<p>The students will learn about the moon phases.</p> <p>Moon Phases</p> <p>Moon Phase Song</p> <p>Ramadan Moon</p>	<p>Hayat High 5 Theme:</p> <p>Be Kind</p>										

